

# In His Steps









# **IN HIS STEPS**

**NAGWA ABDOU  
MOUSHIRA EBRAHIM**

## **CONTRIBUTORS**

**HEBA COSTANDY  
MARILYN EKLADIOS  
EHAB ESKANDER  
VIVIAN COSTANDY**



## *Introduction Letter*

*Parents should share their knowledge and beliefs with their children with the hope that through our faith and encouragement they will be able to live their own life of faith.*

*Through simple activities and short examples, this book aims to open our children's' minds to the importance of helping others and having empathy for others. It also teaches them about our church's Orthodox faith and encourages the family to participate in a healthy relationship with each other. Through learning how to help others together and how to be part of the body of Christ, our families can grow closer together and our children can grow up to lead a life of faith.*

*I would like to thank everyone who was involved in this project and put effort in to prepare this book for the benefit of the children. Most of all, I thank the Lord for His blessings that He always bestows on His church for the benefit of all of us.*

*May the Lord bless this effort through the intercessions and prayers of St. Mary the mother of God, and St. Mark the Evangelist.*



*Bishop Youssef*

*Bishop, Coptic Orthodox Diocese of the Southern US*





# **CONTENTS**

**INTRODUCTION TO EVANGELISM**

**ASSIGNMENTS**



# **Introduction to EVANGELISM**

**This is a new program that teaches servants how to embrace the New Testament and apply it in the lives of their children through games, activities, skits, and creative projects which are fun for everyone.**

**The goal of this program is to instill in the children a desire to want to listen to the word of God and to fall in love with our Lord Jesus Christ and His message of salvation.**

**The time has come to invest in our next generation and to encourage our children to be a part of the Church's mission of evangelism throughout the world. However, in order for them to be our future leaders in the church, they need to know how to get there and be ready for God's calling.**

**It is our duty to take the time to present this program in the manner that can best help the child and his/her family to be aware of what their future calling may be, and to facilitate their knowledge and understanding of the word of God with zeal and eagerness to follow in Jesus Christ's footsteps.**



# **I- SERVANTS.....**

- **Pray for your ministry to allow the Holy Spirit to guide you**



- **Spend time preparing and gathering material**

- **Be a role model and do what you preach**



- **Examine yourself and asses your class performance**

- **Be concerned as to are learning or not**



**whether the children**



## **II- UNITS**



Each unit has four weeks of lessons, a parent-child assignment, and a review that will help the child understand the basic idea of how to live a godly life and what the Church believes.

## **III- PARENT- CHILDREN ASSIGN- MENTS**

These assignments invite the parent and child to be a part of each other's spiritual life and to learn about helping others together.





## **IV- REVIEW**

**The take-home review helps the child reflect on what he/she has learned and to share it with his/her family.**



### **Finally...**

**It is a good idea to add your own touch at the end of each unit. Make a donation box and invite the children to bring new or used items from home as you are teaching the lessons.**

**Items like a pair of shoes, old clothes, baby items, cans of food or household items**









# Assignments

Dear parents,

As parents, we usually worry about the outside culture and its effect on our children. We are also concerned about what our children are learning from their peers. In order to allow them to have positive experiences, we as parents must do our part to coach them along the way and be role models to them. By training our kids to see past the negatives and to love the people in the world with the grace of God, we show them how to relate to the outside culture without it negatively affecting their personality or their relationship with God.

**Here are some ideas, please choose one, then tell the group on the third or the fourth week about your experience.**

- 1- What did you choose for your assignment?**
- 2- What steps did you take to make it successful?**
- 3- How did you feel about helping someone else?**
- 4- What kind of assignment would you like to do next time?**



What are we supposed to do now??  
Hmmm???





### **AT CHURCH:**

During the month of the evangelism, the 1st grade class in coordination with the servants, should do the following:

- 1- Help with the various church activities such as ushering, passing donation trays/envelops, or arranging church books after the service.
  - 2- Prepare the classroom (crayons, table/chairs, arts, etc.)
  - 3- Clean up the room after class, including emptying the trash.
  - 4- Help during the fellowship hour after church. Pass cookies or crackers to seniors, give out napkins, collect empty cups, etc.
- Emphasize the unity of the body of Christ—boys, girls, men, women, old, young, able, disabled, rich, poor, ill, healthy, etc, Teach them to acknowledge and celebrate everyone.

At this age, **do not over-**emphasize specific roles, but rather that everyone should pitch in and help out, in whatever way he or she can.



### **AT HOME:**

- 1- Help parents with household chores.
- 2- Pick up own toys, shoes, clothes, and clutter.
- 3- Have play time with a neighbor. Encourage respect of diversity of race and ethnicity.

Parents need to be instructed about the goal of "one body and one spirit" as mentioned above. Let the boys and the girls share in the various chores at home.

Instruct parents on how to acknowledge and celebrate the gift of gender without the stereo typing of gender roles.

Our focus is to try to eliminate the superiority/inferiority complex between the genders. The fact is that boys and girls are equal in front of God, and our goal is to let the children learn this fact and be assured by it.





## **IN THE COMMUNITY:**

### **1-The body has poor and sick members**

Ronald McDonald House of Dallas

<http://www.volunteermatch.org/search/opp480701.jsp>



### **Description**

The Ronald McDonald House of Dallas is currently in need of the following items:

- 1) High Efficiency Laundry Detergent
- 2) Individually packaged snacks (such as fruit snacks, crackers, pretzels, snack cakes, etc.)
- 3) Paper Towels
- 4) Disinfecting Wipes

These items can be delivered to the Ronald McDonald House of Dallas. We are located in the UT Southwestern Medical District at 214-631-7354.

### **1-The body has poor and sick members cont.**

### **Skills**

For the health and safety of our guests and volunteers, we **ask that items are NEW. Due to stringent health codes, please check expiration dates and recall lists.** You can view our updated wish list at [www.rmhdallas.com](http://www.rmhdallas.com).

**Questions? Please call 214-631-7354.**

### **2-The body has poor and hungry members**

Dallas Providence Homes Dinner for the Soul

<http://www.volunteermatch.org/search/opp419973.jsp>



### **Description**

This is a volunteer opportunity to make dinner 1 night a week from 5:30pm to 7:30pm (Tuesday Nights) for our DPH house in Plano and/or our other house in Seagoville. The meal would need to be enough for 3 adults and 7 children. This would be a great opportunity to meet our women and children and provide a great meal for them! Please specify which location you would like to provide dinner for!



### **3-The body has old and lonely members**

[The Senior Source, Senior Citizens of Greater Dallas](#)

Friendly Visitor

<http://www.volunteermatch.org/search/opp108509.jsp>



#### **Description**

Friendly Visitor Program:

Volunteers are needed to provide companionship to lonely and isolated residents in nursing homes. Over 50% percent of residents never receive any visitors. Friendly Visitor volunteers help to ease their loneliness by visiting, playing games, or helping with small, fun projects. No matter what your age or background, you can make a difference in the lives of nursing home residents. Children under the age of 14 require adult supervision.

Contact Courtney Lynn, Friendly Visitor Coordinator, for more information at 214-823-5700, ext. 268, or [clynn@theseniorsource.org](mailto:clynn@theseniorsource.org)

### **4-The body has sick members**

[UT Southwestern Medical Center University Hospital](#) Goodie Bags

<http://www.volunteermatch.org/search/opp274355.jsp>

#### **Description**

Needed: Goodie Bags for children waiting on family members getting medical attention in the Emergency Room at University Hospital. Filled with crayons, stickers, coloring books, small toys. No sharps or edibles, please.

#### **Skills**

Volunteers provide all materials needed and the location to assemble the bags. Time and creativity are primary skills needed





# **Evangelism Assignment**

**Please choose one assignment, then tell us**

**1- What did you choose for your assignment?**

**2– What steps are you taking to make it happen?**

**3– Which week will you be ready to present your assignment?**

**Please sign and date**









# UNIT 1

## **WE LIVE**

### ***EVANGELISM PROJECT***

- ONE BODY AND ONE SPIRIT
- WHO IS LAST AND WHO IS FIRST
- GOD LOVES THE CHEERFUL GIVER
- WE FORGIVE OTHERS



# Evangelism in Texas

**IN THE FALL OF 2009, ST. PHILOPATEER CHURCH IN RICHARDSON, TEXAS SPONSORED 35 AT-RISK STUDENTS AND PROVIDED THEM WITH BACKPACKS AND SCHOOL SUPPLIES. THIS ACT OF KINDNESS BROUGHT HOPE AND MANY SMILES TO THESE STUDENTS AND THEIR PARENTS.**





# ONE BODY AND ONE SPIRIT

## LESSON ONE

### Focus:

**We are one in Christ**

### MATERIALS

- Markers
- Card stack
- Bible

1. Count the children.
2. Write on the back of their card stack a body part that they will draw, such as right hand, left hand, chest, ear, eyes....etc.
3. Ask each child to draw the part that is assigned to him/her.
4. After everyone is finished, ask them to gather around and call on each one to hold his card in the right portion of the body until they all form one body....
5. When the children ask where is the head?





## **READ...**

**“JESUS CHRIST IS THE HEAD OF THE  
BODY, THE CHURCH.”**

**COLOSSIANS 1:18**

### **THOUGHTS**

**Each part of the body has its own function, and if any part is weak or missing the whole body suffers**

**Example- Can the body walk without legs? Can the body carry without arms? Can the body see without eyes?**



### **Conclusion**

**All parts of the body must work together in order for the whole body to be healthy.**

**People are the members of the body, and just as the members are different, so are people. They may have different race, gender, ethnicity, talent, social status... But they become ONE united with the Holy Spirit, under one HEAD—Christ.**

**How can we compare that to our church members? Who is the head? What do the church members need to do to become one body?**

**“So we being many, are one body in Christ, and individually members of one another.” Romans 12: 5**



**Jesus, as we are being part of Your body, please help us to use our talents and the gifts that You gave us to become one in You. Help us to follow you as Your disciples and teach us to be one body in the church .**

### **MY STORY.....**

**The Healing of the Paralyzed Man....  
Luke 5:17-26**

**DO NOT FORGET ..... DO NOT FORGET .....**

## **PARENT-CHILD ASSIGNMENTS**





# REVIEW

## 1- MEMORIZE

**“ Jesus Christ is the head of the body, the Church.”** **Colossians 1:18**


## 2- FILL IN THE BLANKS;

*Forgiven    Jesus Christ    Faith    Spirit    Suffers    Body    Function*




- There is one \_\_\_\_\_ and one \_\_\_\_\_.
- The head of the church is \_\_\_\_\_.
- Each part of the body has its \_\_\_\_\_.
- When one part is missing the whole body \_\_\_\_\_.
- Jesus Christ saw their \_\_\_\_\_, He said to him, "Man, your sin are \_\_\_\_\_.

## 3- THINK AND SHARE WITH YOUR FAMILY

- Why did Jesus ask us to be one body and one spirit?
- What can we do to obey Him?
- What does “when Jesus saw their faith” mean?



## 4- READ THE HEALING OF THE PARALYZED MAN. LUKE 5:17-26





# WHO IS LAST AND WHO IS FIRST

## LESSON TWO

### Focus:

What it means to be  
Jesus Christ follower

### *play the game*

- ♦ Use the tape outdoor to make a starting line and a finish line
- ♦ Group the children in a pair with robe and ask them to cooperate with each other until they reach the finish line
- ♦ After all the children reach the finish line, give the same prize to everyone

### Materials


1. Tape
2. Robe
3. Bible





**Question to address;**

Do you think it is fair that the one who reached the finish line first gets the same prize as the one who reached the finish line last? Why?




**THOUGHTS**

Explain that God loves all His children in the same way. When He sees people desiring to be with Him, He pours His grace on them to help them, regardless of who came to Him first or last.

**CONCLUSION.....**

God has a plan for the life of each one in this world. He is willing to help everyone of us, if He sees that our sincere desire is to be with Him. So try hard every day as if it is your last.





**God, please come into my life and use me, and whether I come to You in the first or last hour, please accept me as Your child and bless me with Your Grace.**

### **MY STORY .....**

**The parable of the laborers of the first and those of the eleventh hours .**

**Mathew 20: 1-16**

**ASSIGNMENTS  
DUE NEXT WEEK**





# REVIEW

**MEMORIZE ..**

**“God is faithful, by whom, you were called into the fellowship of His son, Jesus Christ.” 1 cor.1:1**

**A  
R  
T  
  
T  
I  
M  
E**



**Draw the story about the  
LABORERS as you can  
imagine it.**

**Share how this story can  
help you understand the  
lesson.**



**THINK AND SHARE WITH YOUR FAMILY**

- ♦ **Does God love all His children in the same way? How?**
- ♦ **What does GRACE mean?**
- ♦ **Do you think God has a plan for your life?**
- ♦ **Are you willing to let Him carry on the plan He has for you? How ?**



**Read ..**

**The parable of the laborers**

**Mathew 20: 1-16**



# GOD LOVES THE CHEERFUL GIVER

## LESSON THREE

**Focus:**  
**Giving is important**



### **MATERIALS**

- 1. CHOCOLATE BARS**
- 2. PAPERS**
- 3. PENCILS**



### **PLAY THE GAME**

- Give some children chocolate bars.
- Pretend that you did not bring enough for everyone.
- Ask who would like to share his chocolate bar with another child who does not have one.



How does it feel to share something that is yours with someone else?

Does that make you happy or sad?

Is that what Jesus is asking us to do?




### **Food for thoughts**

#### **In John 13: 34-35 Jesus tells us**

“A new commandment I give to you that you love one another, as I have loved you, that you also love one another. By this all will know that you are my disciples, if you have love for one another.”

#### **Conclusion:**

- When we give and share, we will be God's children
- God will bless us
- We will feel happy to give
- We will learn to love others





## **My story**

### **Mary anoints Christ**



**Dear God,**

**sometimes it is very hard to share stuff, especially if they are things that I really like and want to keep, but I really want to please you and follow your teachings, so God, please help me to follow your teachings and teach me to give and share.**



#### **LAST ASSIGNMENTS DUE NEXT WEEK ...**

- REVIEW CHILDREN'S ASSIGNMENTS**
- ACKNOWLEDGE THOSE WHO HAVE DONE THEIRS**
- ENCOURAGE THOSE WHO DID NOT TO DO THEIRS THIS WEEK**





# REVIEW



verse

**So let each one give as he purpose in his heart, not grudgingly or of necessity, for God loves a cheerful giver 2 Cor. 9:7**

**USE THE CODES TO SOLVE THE SENTENCE**

**1=A**

**2=I**

**3=M**

**4=R**

**5=E**

**— — — y took — pound of v — — y costly o — l and**

**3 1 4**

**1**

**5 4**

**2**

**ano — nt — d th — f — — t of J — sus and w — p — d**

**2 5**

**5 5 5**

**5**

**2 5**

**H — s f — — t w — th h — r h — — r.**

**2**

**5 5**

**2**

**5**

**1 2**

**THINK AND SHARE WITH YOUR FAMILY**



- **Why do we need to love one another?**
- **Should we only give to our friends and family? Why/why not?**
- **Does giving to others make a difference in your life? How?**

**Read...**

**Mary anointed Jesus Christ John 12:1-11**





# WE FORGIVE OTHERS

## LESSON FOUR

**MATERIAL**  
**THE**  
**BIBLE**



**Focus:**  
**Forgiveness**

### DUCK DUCK **GOOSE** GAME

Every time a child gets caught, he/she needs to tell a story about someone who did something wrong to him/her and how he/she forgave him.








# **Read The Ungrateful Servant**

**MATTHEW 18:21-35**



Dear God,

I thank you for choosing to die on the cross for my sins and for my bad behavior. I am trying to be good, but I do not know how and sometimes I get angry with my friends and do not want to forgive them. I understand that You forgave us all and you love us all, even when we are not good. So please God, teach me to please you and forgive the other people if they hurt me, and help me to remember that You have done the same for me.

**HEY GUYS WE ARE DONE WITH  
ASSIGNMENTS FOR THIS UNIT.**

**GOOD JOB TO ALL**





# REVIEW

VERSES

**Bearing with one another, and forgiving one another, if anyone has a complaint against another, even as Christ forgave you, so you also must do.**

**Colossians 3:13**



## MATCH THE WORD TO THE APPROPRIATE MEANING

- |               |                                |
|---------------|--------------------------------|
| • Trespass    | a. God                         |
| • Believe     | b. Let go                      |
| • Forgiveness | c. Suffering without complaint |
| • Bearing     | d. To do something wrong       |
| • Complaint   | e. Dissatisfaction             |
| • Our father  | f. To accept truth             |



**THINK AND SHARE  
WITH YOUR FAMILY**



HOW CAN WE FORGIVE  
THOSE WHO ARE NOT KIND  
TO US?

HOW MANY TIMES, DO WE  
NEED TO FORGIVE THEM ,  
WHY?

WHY DO WE NEED TO PRAY  
FOR THEM ?



**Read: Ungrateful Servant**

**MATTHEW 18:21-35**













## UNIT 2

# **WE BELIVE**

### ***EVANGELISM PROJECT***

- ***GOD IS POWERFUL***
- ***GOD IS OUR CREATOR***
- ***THE HOLY SPIRIT MULTIPLYING IN OUR HEART***
- ***GOD LOVES US***

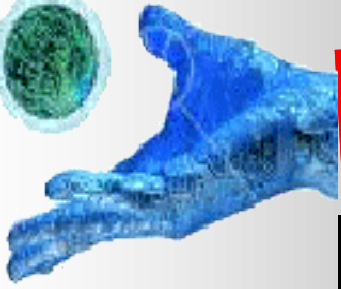


# Evangelism in Kenya

**"EVEN TODAY, THERE IS A DEEP DESIRE TO FIND GOD IN MANY PARTS OF THE WORLD. BECAUSE OF THIS DESIRE, THE COPTIC ORTHODOX CHURCH HAS BEGUN TO FLOURISH THROUGHOUT AFRICA. WALKING THROUGH THE VILLAGES AND IN THE MARKET PLACES IN KENYA AND TANZANIA, IT WAS CLEARLY VISIBLE THAT THE PEOPLE HAVE A HUNGER TO LEARN ABOUT CHRIST. IN SOME VILLAGES THE PEOPLE HAD NOT HEARD OF JESUS, SO WE SPENT TIME INTRODUCING JESUS CHRIST TO THEM, EXPLAINING WHO HE WAS, AND DISCUSSING WHAT IT MEANS TO BE A CHRISTIAN. HOWEVER, IN OTHER VILLAGES THE PEOPLE HAD ALREADY BEEN BAPTIZED INTO THE COPTIC ORTHODOX CHURCH, SO WE HELD BIBLE STUDIES TO DISSECT VERSES IN ORDER TO HELP THE CONGREGATION CONTINUE IN THEIR SPIRITUAL GROWTH. "**







# God is Powerful

## LESSON ONE

FOCUS

Nothing is impossible for  
God

Parent- Children  
Assignments



## Activity



Use many pictures to make the children aware of everything around them (sun, earth, birds, stars, water, fish, animals, people, etc...). Make a big square for each day and hang them on the wall.



# Bible

**Read about**

**CREATION**

**Genesis..... Chapter One**



Each day ask a different child to find the picture and place it on the correct square. After it is completed, ask the children the following questions:

**Is there anything that was impossible for God to create?**

**What do these events tell us about God?**





## **CONCLUSION:**

**God created us and gave us all we need and want; so we must give God the love and the respect He deserves.**

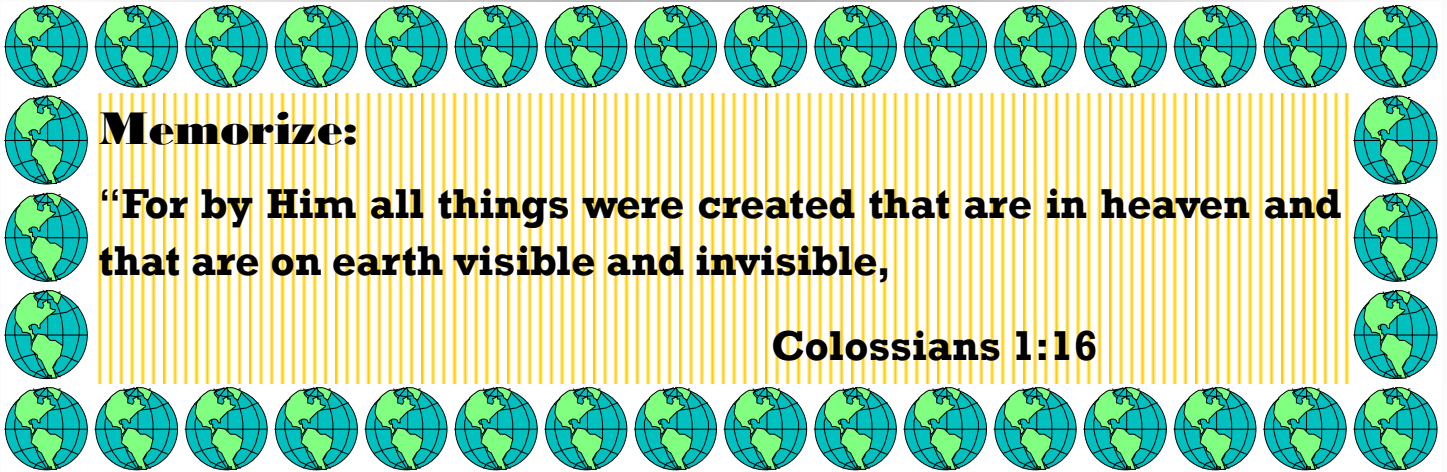


**We thank You Lord for all Your gifts for they are all amazing and precious to us. Please let us take good care of our world and our bodies as a simple gesture of our love and devotion to You.**





# REVIEW



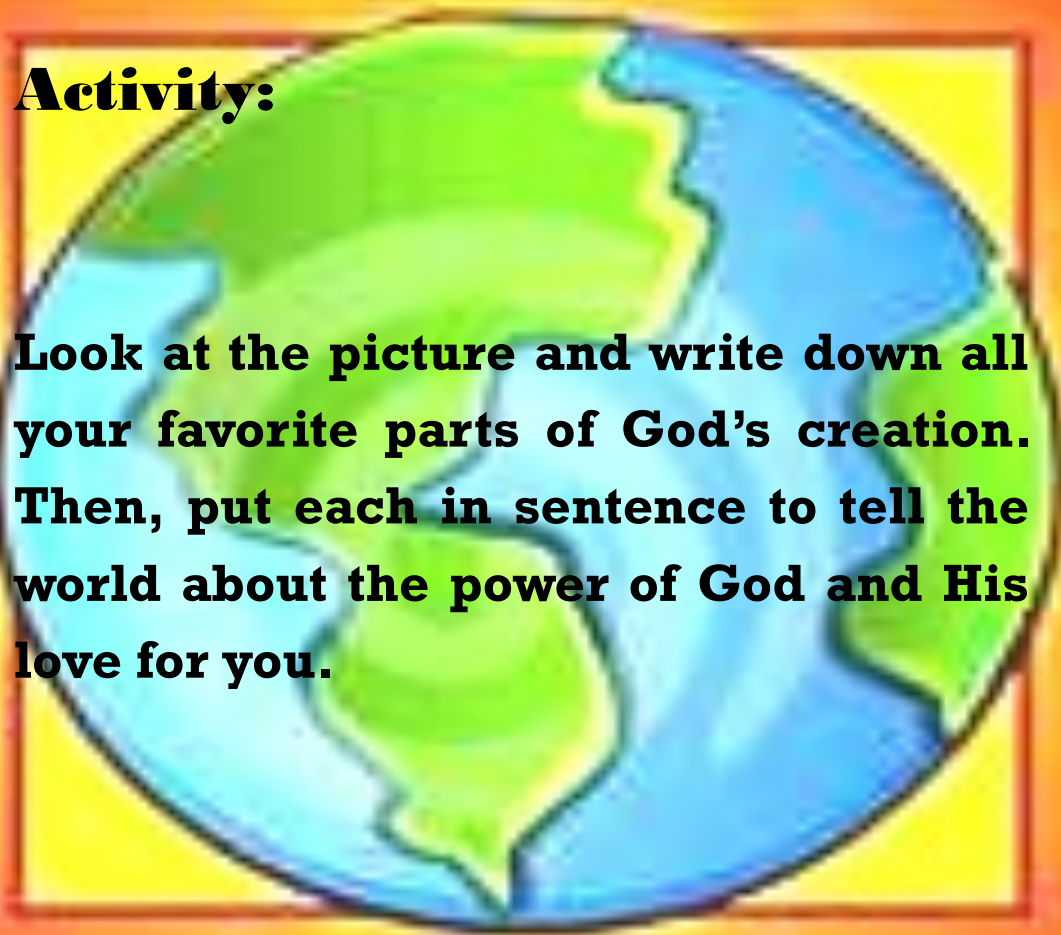
## **Memorize:**

**“For by Him all things were created that are in heaven and that are on earth visible and invisible,**

**Colossians 1:16**

## **Activity:**

**Look at the picture and write down all your favorite parts of God’s creation. Then, put each in sentence to tell the world about the power of God and His love for you.**





**SENTENCE**

**1 = A**

**2 = I**

**Think and Share with Your Family**



Did God create the world out of nothing?

Why did God create everything before He created humans?

**3 = M**

**4 = R**

**5 = E**



**Read:**  
**Genesis Chapter 1**



# **GOD IS OUR CREATOR**







# GOD IS OUR CREATOR

## LESSON TWO

**GOD'S  
CHARACTER**

**FOCUS ON**

## Activities

**Material... Holy Bible, clay, paper, pencil**


**Give each child a piece of clay and ask them to make a human being .After they complete the task, ask them:**



What kind of personality (qualities) would you like your person made from clay to have?

Write down three attributes.

How can we become like clay in the hands of God?



### CONCLUSION

**God loves us so much  
He created us in His  
own image**

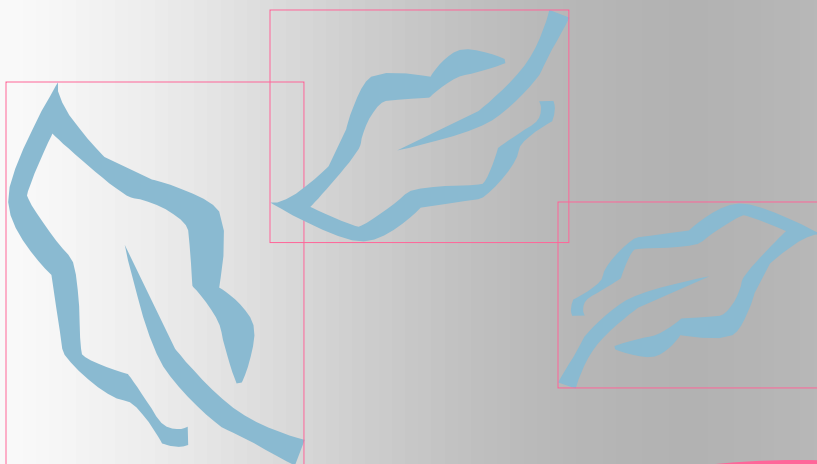
# READ

## THE CREATION OF MAN GENESIS CHAPTER TWO





**God, we thank You for loving us and for calling us Your children. Please, O Lord, help us to truly behave as Your children.**



**Don't forget your**



**Assignments**





# Review

**Memorize**

**“Let all the earth fear the Lord; let all the inhabitants of the world stand in awe of Him.**

**Psalm 33:9**

**God made me**

**I am special  
to Him**



**Draw your own picture in the frame to show how beautiful God created you and write why you are special to Him?**

**Think and Share with Your Family**

**Who did God create first?**

**Why did God create women?**

**Are men and women equally special to God?**



**READ**

**THE CREATION OF MAN**

**GENESIS**



# **The Holy Spirit multiplying in Our Hearts**







## The Holy Spirit Multiplying in Our Hearts

### LESSON THREE

#### Focus:

How does  
the Holy  
Spirit grow  
in us?



## Activities

### **Outdoor Game.....**

**Material-** 1- The Holy Bible.

2-Two buckets for each group (4 children per group),

3- Some large sponges, .



## **play the game**

Place the buckets a little further from each other; fill one bucket with water. Then, tell the children their task is to try to sponge the water from one bucket and transfer it to the other bucket without losing the water until all the water is gone from the full bucket.



## **ask the Questions**




- What was the goal?
- What kind of obstacles did we have to endure to reach our goal?
- I always need to be reminded that the Holy Spirit is there to help me. What kind of help does the Holy Spirit provide for me?
- What made you eager to finish?

**The more you strive and desire to be close to Jesus Christ, God will fill your heart with His Holy Spirit and allow you to gain gifts to help others.**

## **Conclusion**





**“And they were all filled with the Holy Spirit and began to speak with other tongues as the Spirit gave them utterance.”**

**Book of Acts 2:4**

# Reading

## The Samaritan woman

**John 4:1-41**



Lord, fill our heart with your Holy Spirit and your love. So we may desire to be with you and to give you all what we have through helping other and acting in Christian manners





# REVIEW


## MEMORY VERSE

Holy men of God spoke as  
they were moved by the Spirit.

2Peter1: 21

## Activities

COLOR THE PICTURE WITH BRIGHT COLORS TO  
SHOW HOW THE HOLY SPIRIT SHINES IN ALL OF US. WRITE  
TWO SENTENCES TO DESCRIBE WHAT YOU FEEL.





**Think and Share with Your Family**

**HOW DOES THE HOLY SPIRIT FILL US?**

**HOW CAN WE GAIN THE GIFT OF THE SPIRIT?**

**WHAT DID THE SAMARITAN WOMAN HEAR THAT MADE HER EAGER TO GO AND PREACH TO OTHER?**



# **Reading**

**The Samaritan woman**

**John 4:1-41**



# **GOD LOVES US**







**GOD LOVES US**

**LESSON FOUR**

**focus**

**God created us out of His love**

**Activities**

**1-Cut out pictures and place them with a verse from the Holy Bible which reflects God's love for us, then place them in a basket.**



**2- Ask a child to pick a paper to see the picture and read the verse privately.**

**3- Then, have the child try to act it out to others.**





# Activities

4- When someone figures it out, let him/her read the verse which corresponds to it from the Holy Bible .

## examples...

1-picture -

*a child counting another child's hair*

**Verse...**

"But the very hairs of your head are all numbered"

(Matt. 10: 30).



2-picture - *sad child*

**Verse...**

"The Lord is near to those who have a broken Heart." (Psalm 34: 18)





# examples...

3- picture - *shepherd*

Verse...

"The Lord is my shepherd; I shall  
not want" (Psalm 23:1).



4- picture - *child falling in the floor*

Verse...

"Though he fall, he shall not be utterly cast down; for  
the Lord upholds him with His hand"  
(Psalm 37: 24).





# examples...

5- picture - *love*

**Verse...**

"He who does not love does not know God, for God is love"  
(1 John 4: 8).



God always watches  
over His children. Trust  
and have faith in His  
love for you.


conclusion



# READ

Daniel's friends are  
protected in the furnace.

Daniel 3:19-30

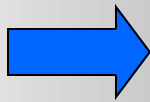


Lord, we thank You for loving us and showing us this love in so many ways. Please fill our hearts with love that we may love You and love everyone You put in our way.



# REVIEW

MEMORIZE



“Now hope does not disappoint, because the love of God has been poured out in our hearts by the Holy Spirit who was given to us.”

Romans 5:5

ACTIVITY





**Write three different ways that you can learn about God's love.**

**Which is your favorite way to learn about God? Why?**



### **Think and Share with Your Family**

**What is the ultimate gift God gives to us?**

**What did Jesus teach us about God?**

**How can we be friends of God?**

**Read... Daniel's friends are protected in the furnace. Daniel 3:19**









## UNIT 3

### **WE Serve**

Serving one another

Follow Christ

Hard to love people

Two heart different characters





# Serving one Another

## Focus on:

The importance of serving others



## Activity



**Materials-** Ask the children to wear running shoes with laces, Bible

Ask all the children to take off their shoes, designate two children to serve each other, ask one child to put on the other child shoe and vice versa.





Thoughts

What did you feel kneeling down and helping someone?

What is your reward in doing that?

## My Story:

Christ washes the disciples feet 13: 1- 14



Ask all the children to take off their shoes, designate two children

### Conclusion:

Did anyone ask Jesus to help wash His disciple's feet? Why did He volunteer himself to do so?

to serve each other, ask one child to put on the other child shoe and vice versa.

### Read:

"For even the son of man did not come to be served, but to serve and to give His life a ransom for many." (Mark 10:45)



## Prayer:

Father please helps  
us to share our love  
and our serves to  
each other through  
your Holy Spirit in us  
so may all be blessing  
to you and glory your name in everything  
we do







# Review



**Memorize this verse**

If I then, your Lord and teacher, have washed your feet, you also ought to wash one another's feet . (John 13:14 )


## Activity

Make a special card

Write a word of love and sport

To someone who needs encouragement

Dear Friend,  
God loves you





**Think and share with your family**



We can show our love of God in many ways. How?

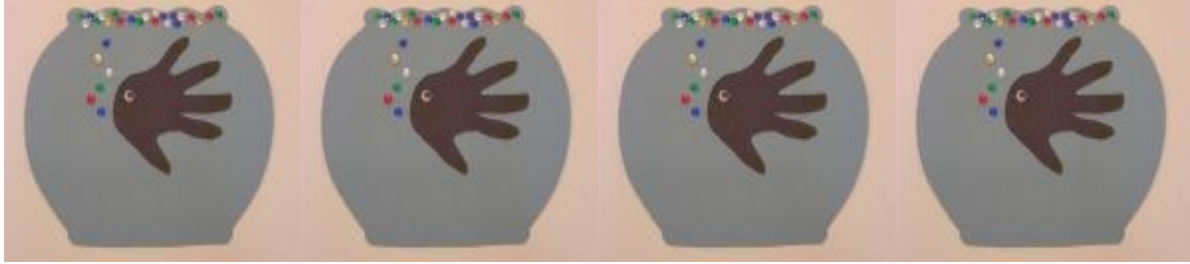
When we help someone do we expect something in return? Why?

What do you feel about helping other? Why?

**Read...** Christ washes the  
disciples feet 13: 1- 14







## Follow Christ


**Focus on:** Obedience



### Activity & Materials

Write a list with different movement the Queen bee has to do (make it funny movement and vary from each group) , Bible

Split the children into few groups, and each group has a queen bee, tell them to follow the bee anything the bee will do they have to do it



:





**Read:**

**The first disciples are called luke5:1-11**

## **Conclusion**

Jesus asked us to follow Him and He will lead us to heaven



**Lord as you have called  
these people to be your  
disciples please call on us  
to be your children and  
follow you always**



### Memorize this verse

**B**lessed are the poor, for  
yours is the kingdom of God

Blessed are you who hunger now,  
for you shall be filled

Blessed are you who weep now, for you shall laugh

Blessed are you when men hate you, and when they exclude you, and

Revile you, and cast out your name as evil, for the son of man's sake

Rejoice in that day and leap for joy!! For indeed your reward is great  
in heaven.

Luke 6: 21-23





## Activity

Draw six fish bowls. Jesus Christ had 12 disciples. Write two names of Jesus disciples on each fish bowl



**Think and share with your family**

**What is the meaning of disciples?**

**How we can follow the Lord Jesus foot-steps?**

**How can the Holy Spirit help us?**

**Read... The first disciples are called Luke 5: 1-11**





# Hard to love people



## Focus on:

God asked us to love everyone even our enemies

## Conclusion:

We need to change our own attitude to be like Christ

## Activity:

Material- Old shirt, scrap of paper, markers, tape, Bible



## How to play the game

- ⇒ Hang an old shirt high, give each child a scrap of paper and ask them to write one thing. Why it is hard to love someone?
- ⇒ Ex. Dirty, rude, mean, cruel...
- ⇒ When they are finished, take all there paper and tape them on the shirt
- ⇒ Now ask them who would like to put on that shirt? What that will make you feel? Is that how Jesus Christ want us to treat others?
- ⇒ What can we do to be like our father?
- ⇒ What kind of attitude should we dress with? Ask them to write one good attitude, when they finished tape this attitude instead on the shirt







## Story

Luke 16: 19-31

Parable of the rich man and  
Lazarus

Prayer:

We Pray together today and ask you Lord to give us a new attitudes to wear so that you can follow your commandment and be like you

***GOOD JOB FOR EVERYONE WHO  
PARTICIPATED***





# Review

## Memorize this Verse:

“You have heard that it was said, you shall love you neighbor and hate your enemy. But I say to you, love your enemies, bless those who curse you, do good to those who hate you, and pray for those who spitefully use you and persecute you.” Matt. 5: 43-44

## Activity:

Write a story about someone was mean to you or to your friend

Story title \_\_\_\_\_

Where it happened? \_\_\_\_\_

When it happened? \_\_\_\_\_

What happened? \_\_\_\_\_

How did you handle it? \_\_\_\_\_

Are you proud of how you handled the situation? Why? \_\_\_\_\_

\_\_\_\_\_







---

## Think and share with your family

---

Why it is hard to love your enemies?

What can we do to change our attitude?



## Two heart different characters

**Focus on:**

**Good Character**

### **Activity:**

**Material-** each child gets two hearts (one solid and another cut in the center), clear silo fin, scissors, glue, Bible

**Ask the children to cut and glue a piece of the silo fin on the heart that cut in the center**

**Questions:**

**What do you see through the solid heart? Why?**

**What can you see through the silo fin heart? Why?**

**What kind of heart should Christian have?**

### **Conclusion:**

Your true color shows when you share your heart with others and your gifts and talents that God give to you



## Prayer

***THANK YOU LORD FOR YOUR  
HOLY SPIRIT IN YOUR  
CHILDREN THAT GUIDE  
THEM TO YOUR WAY AND***

Good job for everyone who  
participated





## Review

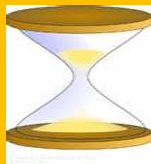
### **Memorize this verse**

Blessed is everyone who fears the lord, who walks in his ways

Psalm128:1

Your good heart allows you to share with others. Share your ideas about each category

**Share your time**



**Share your talent**



**Share your money**







**Read...**



**The story of Saul converted Acts 9:22**

**Think and share with your family**

How can we keep our heart pure?

Before we start any work why we need to pray and invite the Holy Spirit?

Can God change our heart? How?





## **UNIT 4**

# **WE Worship**

**The Holy Trinity**

**We Worship God as Unity**

**Pay attention to the word of God**

**We Celebrate Baptism**





## The Holy trinity

**Focus on:**  
We worship  
only one God



### Activity: Material...

A picture of the Sun cut in the center and place Yellow silo fin instead, a  
Strong flash light, mirror, dark room, Bible

Tell the children today we are going to explain the Holy Trinity

Place the flash light in the center of the sun and directed to the mirror

And watch the light will bounce off from the sun light up the room

What is the Holy Trinity?

We will pretend that...

The Majestic Father is the Sun

The Light that fills the earth is Jesus Christ

And the heat that we feel coming from the Sun is the Holy Spirit

The mirror is the example of what the work of the Holy Trinity does in  
all of us that we are the reflection of God's goodness and Jesus' light



**Conclusion:**

**Remember there is only one God, and there is no other like Him**

**Read...**

**Christ prayer for Himself and all believers John 17**

**Prayer:**



**Allow us O Lord to believe and live in your grace and have fellowship with you so I may inherit the eternity**



# Review

Memorize this verse

**“Jesus answered, the first of all the commandments is: Hear, O Israel, the Lord our God, the Lord is one and you shall love the Lord your God with all your heart, with all your soul, with all your mind, and with all your strength. This is the first commandment.”**

**Activity...**



**Find another verse that can help you learn about Him!**

**Circle the second letter in every other letter to find the hidden message**



T G Z O M D E I R S X W F I L T J H K  
Y A O I U H A S N G D B Y H O C U  
W R V F C A T M U I Y L D Y





**Think and share with your family**



**How God the Father created us with His image?**

**How can we live with God forever?**

**What is some sign of God's love for us?**


**Read...**

**Christ prayer for Himself and all believers John 17**

**Parents and Children Assignment**



# We worship God as unity



**Focus on:**

**Unity in worshipping**

**Material... Robe, drum, two line for start and finish, Bible**

**Outdoor game... Group the children in four or five, tie them all together with a rope (tightly). Use a type of drum to direct the children movement none beat for freeze, Fast beat for fast walking, and slow beat for walking...and so on until they reach their destination to the other side.**

**How it feel to walk in unity?**

**Did the robe restrict your movement?**

**How God want us to be united?**





**Conclusion:**

**We need to follow God's plan for us to show Him how much we love Him**

**Read... Ephesians 4:1-6**

**Story....**

**Christ Feeds 5000    John 6:1-14**



**O Lord let us all share your love as children of God with each other and celebrate your love for all of us as a unity**



# Review

**Activity: Use the code to find out what is written**



A	B	C	D	E	F	G	H	I	J	K	L	M	N
1	2	3	4	5	6	7	8	9	10	11	12	13	14
O	P	Q	R	S	T	U	V	W	X	Y	Z		
15	16	17	18	19	20	21	22	23	24	25	26		

-----

8	15	23	7	15	15	4	9	20	9	19	6	15	18
---	----	----	---	----	----	---	---	----	---	----	---	----	----

-----

2	18	15	20	8	5	18	14	20	15	4	23	5	12	12
---	----	----	----	---	---	----	----	----	----	---	----	---	----	----

----- !!!

20	15	7	5	20	8	5	18	9	14	21	14	9	20	25
----	----	---	---	----	---	---	----	---	----	----	----	---	----	----



**Memorize this verse....**

**"For there is no distinction between Jew and Greek,  
for the same Lord over all is rich to all who call upon  
Him."  
Romans 10: 12**

**Think and share**

**How do we show the love for God?**

**Why children watching and imitating adults?**

**Why it is important to know the word of God?**



**Read... Christ Feeds 5000    John 6:1-14**



# Pay attention to the word of God

**Focus on:**



**The word of God**

**Activity:**

Package of **Soft Moldable Silicone plugs**, write some verses from the Bible on **note paper, Bible**

Give each child a plug for his ear and a verse and ask them one by one to read the note after they put on the plugs. Watch what happened and if anyone recites the verse he heard

Why no one can hear the word of God?

What kind of things can block our hearing from God's word?

What we need to do in order to hear?

**Conclusion....**

**We grow in faith by allowing the word of God to reach our heart**

**Read... Christ cleanses ten lepers      Luke 17: 11-19**



**Thank you lord for sharing your beautiful words with us so we can learn and get to know you more each day**






# Review

Memorize this verse....

"But seek first the kingdom of God and His righteousness,  
and all these things shall be added to you." Matt. 6: 33



Activity....



How can we live the word of God with joy and gladness?

Draw some pictures of your own to describe what you feel



**Think and share with your family**

Why it is important to pay attention in the church?

Why God want us to read His Bible?

Why it is important to have knowledge of the Bible?

Read... Christ cleanses ten lepers      Luke 17: 11-19



## We celebrate Baptism



**Focus on:**


**New life with God**

## Activity

**Foam cup, Popsicle stick, picture of Jesus, blue silo fin, picture of the Holy Spirit, glue, Bible**

Give each child one from each category and ask them to assemble the pieces together

Through the sacrament of Baptism we receive Salvation and become member of the body of Christ and His church and we have a chance to join God in Heaven



## **Conclusion:**

We receive the Holy Spirit through Baptism

**Read...** The Baptism of Jesus    Matt. 3:13-17



Praise and glory to you O Lord that you created a way of salvation for all your children to give them life with you forever



# Review

## Memorize....

Jesus answered, "Most assuredly, I say to you unless one is born of water and the spirit, he cannot enter the kingdom of God." John 3: 3

### Activity: Write the correct answer

My baptism name is \_\_\_\_\_

I been baptized on \_\_\_\_\_

I received the Holy Spirit at \_\_\_\_\_

I have been baptized with \_\_\_\_\_ oils

I been dipped into the water \_\_\_\_\_ times

The priest anointed my joint from head to toe \_\_\_\_\_ times

At Baptism I dressed with \_\_\_\_\_ garment

After Baptism I received \_\_\_\_\_ ribbon

After Baptism I received my \_\_\_\_\_ communion

Now I belongs to \_\_\_\_\_

### Think and share with your family

Why are water and oil used in Baptism?

What it mean that we start our new life with Jesus?

Can we reach heaven by being baptized alone?

**Read**

The Baptism of Jesus Matt. 3:13-17





## **UNIT 5**



### **WE Give**

**The Blessing of Giving**  
**What Does Sin Test Like**  
**Working Together**  
**Encourage Each Other**



# The Blessing of Giving



Focus on:

**Giving**



## Activity:

**Material-** Bring some pictures of poor children from all over the world, buy some gift items from the dollar store for each child and rap them in a colorful rapping

Give each child a rapping toy and give them a chance to guess what is inside before they attempt to open the gift and try to get them very excited about their gift !

## Questions:

Does receiving a gift make you happy? What do you feel?

Can you tell me how many gift you received this year?

Does that make you feel lucky?

Do you know there are many children in this world that does not get a chance to open a simple gift like this?







**Show Pictures  
of the poor  
Children**



**Can you also imagine that most of these children do not have Mom and Dad and don't live in comfort, warm, loving homes and they never even experience a hug or a kiss?**

**So... what can you do to make one of these children somewhat happy?**

**Story: The widow's mites**

**Luke 21:1**





**It is important to give others**

**It will make your heart glad**

**It allows you to be close to God**

### **Prayer:**

**Lord I thank you for all what you give us all day long it is always more than we need and I pray that all these children that face hunger and lonesome that you may comfort them and strengthen them and I pray that someday you may allow me to help someone in need**

**Parents and Children Assignment**



# Review

## Memorize this verse

He who did not spare His own son, but delivered Him up for us, how shall He not with Him also freely give us all thing? Roman 8:32

Show that we are living as God's children. Find the words that allow us to live as God's children.




L o v e m i r r o k i n d a z I n e c a r e  
F r e e g o o d f u l l f a i t h a c t I v h s  
M a d e r e s p e c t a n d p e a c e z e n  
C h o i c e s e v e r y f o l l o w m o m d  
B e l i e v e m i l d t r u s t w a n t e d l

Then write a sentence for each word below to help



**What does sin test like**



**Focus  
on**

**Be conscious about sinning**

## **Activity**

**Material-** cold sprite, flat warm sprite with strong lime juice,  
Small, cups, cold water, Bible

As the children try the cold sprite then ask them ...

- Can you describe drinking cold sprit? (Sweet, sparkle, cold, soothing, satisfying ...)
- That what sin feels like in beginning As the children try the warm sourly sprit. (That what sin test like in the end)

Now.....

Ask the children to drink the cold water


- That what it feels when Jesus cleanses our sin, when you allow him to work in you



## Conclusion:

### How can we avoid sin?

- ♦ Be conscious about sin,
- ♦ determine to avoid it,
- ♦ cling to Jesus and let him direct you,
- ♦ washing your sin continually through repentance and communion



### Story:

The parable of the lost son Luke 15: 11

### Prayer:

Dear Lord thank you for unconditional love for me that allow my sinful soul to come back to you and with open arm you except me again please teach me to cling on to you that I may walk with thy all my days



# Review

## Verse:

**“See, you have been made well. Sin no more, lest a worse thing come upon you.”**                      **John 5:14**

### Activity:



Use this words to write a story about how sin can make you don't feel good about yourself

**Sharing love   Honest   Holy Spirit   Sad   lonely   God   Receive   Gift**



## Hail Mary... memorization

### Think and Share with your family

When we don't act as the children of God we grieve the Holy Spirit in us. How?

How does consistent devotion and prayer can prevent us from falling into temptation?

Read...

**The parable of the lost son Luke 15: 11**



# Working Together



**Material**-Bring for each (4 or 6 in a group) a puzzle (200 pieces), Bible

Make a race between the groups to see which will finish putting his puzzle together first

**When the children finished start to ask them**

What is your most challenging moment?

Did you all agreed on how to start?

Is there a negative point caused you to lose?

What did you feel by accommodating others?

Did Jesus asking us to work together?

What it means by one body and one spirit?



# Conclusion

**Work and encourage each other to do what it is right**

## **Read: The story of Esther**

**She asked her cousin Mordecai to gather all the Jews and fast for three days so that God can protect her and found favor in**

**Prayer ...**

**Lord as you helped Esther to have strength to help her people and to find grace in your eyes help us all**





# Review




**Memorize this verse**

**“Blessed are those who keep justice, and he who does righteousness at all time!”**


**Psalms 106: 3**

**It is important to love God and others as Jesus Christ taught us. Write some ways to love God and some ways to love others**

**Ways to love God**



**Ways to love others**





# Think and share with your family

What is God's commandment ask us to do?

Do we pray for our enemies? Why?

Do we live by what we perish?

Read...

## The story of Esther





**Encourage each other**



## **Activity:**

### **Material ... Script, Bible**

**Focus on:**

**Peer pressure**

#### **Three children conversation**

**Mark was so happy and he went to tell his best friend the good news**

**Mark: Guess what guys! I have been invited!!!**

**John and Joe: Where???**

**Mark: to the coolest party. Guess who invited me!!!!**

**John and Joe: come on tell us!!!!**

**Mark: Jimmy and his friends**

**John: No way lucky you. Popular boy**

**Joe: Are you kidding. Do you know what these kids do!**

**Mark: What???**

**Joe: lots of drugs, drinking and other things**

**Mark: Are you jealous that I am going?**

**Joe: No I am worry about you**

**Mark: It is only a party**

**Joe: no it is not. It can be very bad for you**

**Mark: But I want to go**

**Joe: where is your stand? Where is knowledge about God's ways?**

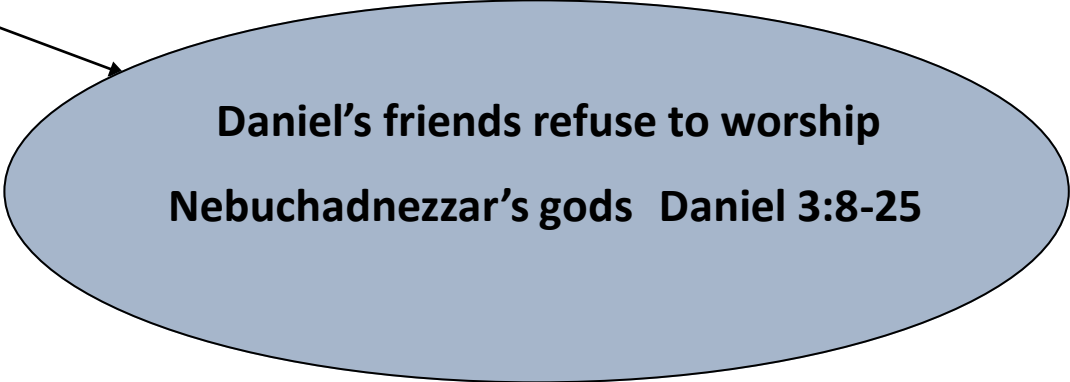
**Mark is sad and confuse help Mark to open his eyes? Tell us what would you have done if you in his shoes?**



# conclusion

**We should put God first in any decision we make and He will lead us to the right answer in the time of need**

**Read**



**Daniel's friends refuse to worship  
Nebuchadnezzar's gods Daniel 3:8-25**

## **Prayer:**

**Lord as you gave wisdom and courage to Daniel and his friends to stand in front of the king and refuse to obey his commandment and worship idols give us strength to overcome peer pressure temptations and find our refuge in you**

**Good job for everyone who participated**



# Review

## Memorize this verse:

“God is our refuge and strength, a very present help in trouble. There for we will not fear, though the earth be removed, and though the mountains be carried into the midst of the sea. Psalm 46:1-2

## Activity:

Number the sentence in order

\_\_\_\_\_ Daniel purposed in his heart that he would not defile himself.

\_\_\_\_\_ The king found Daniel and his friends better than all in wisdom and understanding.

\_\_\_\_\_ The king appointed for them the same wine which he drank and eat the same food he ate.

\_\_\_\_\_ Daniel and his friends asked for vegetable and water instead.

How these events are helping you to become a better person?

Think and share with you family:

How can Mom and Dad stand by you, when peer pressure occurs?

What can you do to help a friend who is tempted?

How can your faith protect you in the time of need?

Read... Daniel's friends refuse to worship Nebuchadnezzar's gods

Daniel 3:8-25





## UNIT 6

### **WE Can**

**Giving in abundant**

**Perseverance**

**Let the Holy Spirit cover you**

**Good can come from bad situation**



# Giving in abundant

**Focus on:**

**Giving is important**

## Activity:



Mary going around the church trying to collect some collection fund to help the children whom living in poverty to get supply for the school

Mary: sir do you like to help the needy children to have school supply

Mr. William: Sorry, I have no money

Mary: It is only a few dollars

Mr. William: Sorry, I cannot help you

Mary: Can I ask why?

Mr. William: Because I only like to help my church and the people I know

Mary: But why?

Mr. William: because there is other churches who can help them that more rich than us

Mary: But Sir God loves the cheerful giver. And if we don't help the poor children they may grow up criminals or homeless and that can affect our lives too





**Questions:**

What do you think ... Is Mary right for trying to help others outside the church and the people she knows or Mr. Jack is right???



**Story:**

**The Widow of Zarephath 1 King 17:7-16**

**Conclusion:**

God will never forget a cold cup that you give to other nor will He forget when you give to a needy person



**Prayer:**

God thank you for sending your son to the world to show us how to live and act as your children, please help us O lord to do the right thing and be pleasing to you



# Review

## Memorize this verse

Let them do good, that they be rich in good works, ready to give, willing to share  
1 Timothy 6:18

### Activity

Give us four examples of what you say and what you do that show that you are a child of God



What you say?

-----

-----

-----

-----

What you do?

-----

-----

-----

-----



# think and share with your family

**Who taught us to live as the children of God?**

**How can we show respect to God?**

**How can we help the Holy Spirit to grow in us?**

**Read**

**The Widow of Zarephath 1 King 17:7-16**





# Perseverance

**Focus on:**

**Showing perseverance in your faith**



## Activity

**Material- Bible**

**Group the children equally, do set up exercise and see how many kids will persevere in each group**

**Gather the children who are left and let them race each other until one child win**

**Now.....**

**To what extend are we willing to go on in order to build our faith?**

**Through trial our spiritual muscles grows as our physical one do, how much desire we have to acquire faith?**

**Conclusion:**

**We need to show the love for God's word by our ac-**

**Story: Noah walked with God Genesis 6:8-22**

**Prayer:**

**Lord, Show us the way that we grow strong in our faith to benefit**



# Review

## Memorize this verse

Moreover David said, “The Lord, who delivered me from the paw of the lion and the paw of the bear, He will deliver me from the hand of

## Activity:

Pray that the Holy Spirit will fill your heart and guide you. Use your words

Holy Spirit please help me to \_\_\_\_\_

Holy Spirit please teach me to \_\_\_\_\_

Holy Spirit please allow me to \_\_\_\_\_

Holy Spirit thank you for \_\_\_\_\_

*Think and share with your family*

How can we come to the point of perseverance?

How can the Holy Spirit help us?

What is my goal to prepare myself for such a task?

**Read...**

Noah walked with God    Genesis 6:8-22



# Let the Holy Spirit cover you



**Focus on:**

**The power of the Holy Spirit**

## Activity

**Material- Tape, Balloon, pin, Paper, pencil, Bible**

### Method

Ask two children to work together. Give each group two balloons.

Blow the balloons and tie them, one balloon rape it with tape round and round until all covered. The other balloon does nothing to it

**Conclusion:**

Without God's protection, without His Holy Spirit in us sin can damage our relationship with him

**Read... Filling with the Holy Spirit    Acts Chapter 2**

**Prayer:** Lord as you filled your disciples with the Holy Spirit and they began to minister to other help me and guide me to do your will in me



# Review

## Memorize this verse

**“But you shall receive power when the Holy Spirit has come upon you; and you shall be witnesses to Me in Jerusalem and in all Judea and Samaria, and to the end of the earth.”**  
**Acts 1: 8**

## Activity

**The Holy Spirit helps us to live by God’s commandment**

**Write a story with your own words and explain what happened to the disciples on the day of the Pentecost**



**Flames settled over them**

**Start speaking with different tongues**

**They all filled with the Holy Spirit**



*Think and Share with your family*



**How the Holy Spirit give us power to overcome temptations?**

**What can we do to invite the Holy Spirit to grow in us?**

## **Read**

**Filling with the Holy Spirit    Acts Chapter 2**



# Good can come from bad situation

**Focus on:**

God's love



## Activity:

### Materials...Coconut, Bible

- Does the coconut shell feel soft or hard?
- Does the coconut shell look pretty or ugly?
- What is inside the coconut?

Though... in any bad situation can be hard and ugly but most of the time when we come to resolve it and break the bad situation we find it bright and sweet





# Conclusion

**Sometimes hard times comes for a good reason so  
never feel sad and gloomy about it**

## Read

The story of Hannah 1Samuel chapter 1



## Prayer

**Lord we thank you for everything that concerning  
everything because you my lord know what is  
profitable for your children please always  
keep us in your peace**






# Review

**Memorize this verse**

I rejoice at my enemies, because I rejoice in your salvation 1 Samuel 2:1

## Activity

**Write three bad situations that you know about that turned out to good**



Bad

Good

---

---

---

---

---

---

---



# Think and share with family



**Why sometimes we have hard time?**

**How can we overcome hard times?**

**Who can help us smile through hard time?**

**Read**



**The story of Hannah 1Samuel chapter 1**





## UNIT 7

### **WE Trust**

We are the Salt of earth

Jesus came to save the sinner

Life after death

Jesus paid the price



# We are the Salt of earth

**Focus on:**

**Our relationship with God**



## Activity:

**Materials-** Salted crackers, unsalted crackers, napkin, small cup of water, scrap paper, pencils, Bible

Give each child a napkin, cup of water, two salted crackers, and two unsalted crackers. Ask them to eat the unsalted crackers first.

Write down....

- ♦ Does it have any taste? Why?

Now ask them to eat the salted crackers.

- ♦ Does it have any flavor? Why?
- ♦ Can flavorless food be eaten without salt?

Jesus call on the believer that they are the salt of the world. Why? And how can we be salt as Christians?

- ♦ How can the salt losses its taste Vs. How can someone loses his faith?



**story**

How can we keep our faith alive?

Genesis 19: 1-26

**Read**

Filling with the Holy Spirit

Acts 2:1-41

**Conclusion**

Don't become good for nothing and will end up  
departing from the faith (Do good work, pay  
attention to the word of God...)

**Prayer**

God please help your children to be the salt of  
the earth so they may bring others to you




# Review

**Memorize this Verse:**

**“You are the salt of the earth; but if the salt loses its flavor how shall it be seasoned? It is good of nothing but to be thrown out and trampled underfoot by men.”**  
**Matt. 5:13**

## **Activity:**

**The Holy Bible reminds us that we are the salt of the earth. What can we do to maintain that? Write two things from the Bible that helps us to keep faith and nurture our actions**





# Think and share with your family



**Why we are important to God?**

**Is being the salt of the earth something wonderful? Why?**

**Can we trust that God will keep us flavorful when we closer to Him?**

# read

## **Filling with the Holy Spirit Acts 2:1-41**



# Jesus came to save the sinner

**Focus on:**

Who is our Salvation?



## Activity:

**Material** .....Chocolate cookies, wet towel, ice cream and whipped cream, foam bowls, spoons, Bible

Ask the children to follow direction. Give the children wet towel to wipe their hand and tell them to keep it for now. Then give each child two cookies and a bowl. Ask them to crumble the cookie in their bowl

Now give them another wet towel to wipe their hand. Now let them scoop the ice cream and the whipped cream on top. After they eat give each one another wet towel

Ask the children to look at their wet towels.... Our towel represent our sinful life that we in need to cleanse it over and over and over

Sin is everywhere in the world we feel it every day and sometime we experience it. Jesus came to save the sinners. Are we all sinners?



## Verse...

**For all have sinned and fall short of the glory of God  
Romans 3:23**

## Conclusion:

**Through the love and the salvation of our Lord Jesus Christ we can be cleanse our sin by confession over and over and over**

## Read...

**Peter denies Jesus Christ    Mark 14: 66-72**

**Christ speaks to Peter    John 21: 15-17**

## Prayer

**Lord as you forgive Peter from his wrong action  
please find it in your heart to forgive each one of  
us too so we can have a last relationship with you**



# Review

## Memorize this verse

For every creature of God is good, and nothing is to be refused if it is received with thanksgiving; for it is sanctified by the word of God and prayer

1 Timothy 4: 4-5



## Activity

Draw your expression of sin and what can do to separate us from God





# Think and share with your family



- Can God love us even when we are sinner?
- How does the grace of God cover His children?
- Can we live with God and be like the people of the world? Why?

**Read...**

**Peter denies Jesus Christ    Mark 14: 66-72**

**Christ speaks to Peter    John 21: 15-17**





# Life after death



**Focus on:**

**New life with God**

## Activity:

**Materials...** Candle, lighter, papers, pencils, Bible

**Verse...** Then God said, "let us make man in our image, according to our likeness.

**Genesis 1:26**

**Write down ....**

**What is the different between image and likeness?**

### Image

We receive our image from God  
(Immortality, freedom of will, wisdom)

### Likeness

We must acquire it ourselves  
( Virtues, holiness)

**What is the three parts that man made of?**

Body, soul, and spirit



## Example....

This candle made out of three parts



**The body...** The body of the candle age from being used, or can be damaged from any type of accidents

**The soul...** which is the light can't exist unless there is the body and spirit together for the soul results from the union between the body and the spirit. Which are our (emotion, passion, feeling and desires) and can also be damage by outside factor

**The spirit...**the breath of life that God give it to us through Adam is the core of the candle, when it withdrawn the body and the soul losses life. And then our spirits return to God.

## Conclusion:

Verse... Then the dust will return to the earth as it was and the Spirit will return to God who gave it

Ecclesiastes 12: 7

*Read... Parable of the rich man and Lazarus    Luke 16: 19-31*

## Prayer:

Lord as you give us life to live and enjoy your earthly gift please keep our spirit in your hand so we may come to you after we depart to the second life



# Review

Memorize this verse

For as the body without the spirit is dead, so faith without works is dead also James 2: 26

## Activity:

Explain From your recent knowledge about life and death. Who can that help your respect on your future decisions?

**My future decisions are....**

**In God I will trust**



# Think and share with your family

**Why we no longer have soul after death?**

**If our spirits belong to God why can we all go to heaven?**

**By the grace of God we became immortal. How?**

**Read...**



**Parable of the rich man and Lazarus    Luke 16: 19-31**





**Jesus paid the price**

**Focus on:**



**The sacrifice of our Lord**



**Activity:**

**Materials-** Variety of foreign grocery product that children are not too familiar with, stick each box with hidden price, paper with a list for each child with no prices, pencils, Bible.

Ask each child to write the price to each product that he thinks is appropriate. After all finished start raveling each price, the closest win



**Questions:**

- ♦ Was it easy to guess? Why?
- ♦ Are you willing to pay these prices?
- ♦ What kind of price Jesus paid for us? Did He complain?
- ♦ Are you willing to pay some for what he had done for you?



**Read...**

**The crucifixion of Christ      John 19: 17-37**

# Conclusion

**When you full of the Holy Spirit you are glad to pay the price with joy and gladness.**

**Prayer:**



**Thank you Jesus for sacrificing on our behave although we are sinner to give us life with you and your Father in Heaven**





# Review

## Memorize this verse

“But we Jesus who was made a little lower than the angels, for the suffering of death crowned with glory and honor, that He by the grace of God, might taste death for everyone.” Hebrew 2:9

**Activity:** Find the hidden message and write the words on the lines







# Think and share with your family



- ♦ **Why it is important to remember that Jesus paid the price?**
- ♦ **What can we do to honor Him?**
- ♦ **Can you come up with one thing you do together to show your love for Jesus?**

# Read

**The crucifixion of Christ**  
**John 19: 17-37**







## UNIT 8

### **WE Love**

Basket full of fruit

The message of Salvation

Lukewarm people

Remember you're never alone





# Basket full of fruit



**Focus on:**

**The gift of the Spirit**

## Activity

**Material-** Basket full of different varieties of fruit, paper plates, plastic knives, wet napkins, scrap papers, pencils, Bible

Group the children and ask them to choose one fruit and write down

**Questions:**



Can we expect that every fruit look the same? Why?

Can we expect that every fruit test the same? Why?

What does being Christian effect the fruit we produce?

What type of the fruit the Holy Spirit supplies us with?



# Read

Mark 11:12- the fig tree



# Conclusion

God can see what we neglect to see and if we perceptive to him He will help us overcome our weakness and fill us with His Spirit so we may gain abundant of fruits

# Prayer

Lord gives us the wisdom to choose the fruit that is right for us as children of God so we can all act as one member in your body



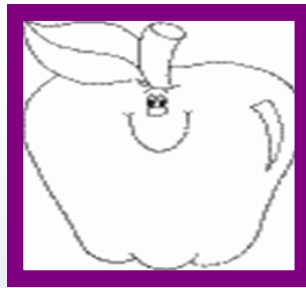


# Review

## Memorize this verse

I am the true vine, and My Father is the vinedresser. Every branch in Me that does not bear fruit He takes away; and every branch that bears fruit He prunes, that it may bear more fruit      John 15: 1-2

**Write down some of the fruit of the Spirit**







# Think and share with your family



**Why we need to acquire some fruit of the spirit?**

**What do we need to use our spiritual talent for?**

**Can everyone get spiritual gifts?**

**Read...Mark 11:12- the fig tree**





# The message of Salvation



**Focus on:**

**Salvation for all people**

## Activity

**Material- Make a time line for salvation starting with the fall of the angel through resurrection by bringing strip of papers, markers, Bible**

**Tell the children that we are going to draw the story of salvation. Divide the children into two group give them few cards and markers, ask who can draw the first card and the rule it have to be clear and presentable. Then whatever who finishes first come and tape it on the wall until all the pictures is done.**



**Review each picture...**

Why God punished the angel?

Why God punished Adam and eve?

Did people become good after the flood?

Did the people listen to any of the prophet that God send?

Why He had to send His own Son?

**Read parable of the vineyard owner    Mark 12:1-11**

## **Conclusion**

**Without Jesus Christ death and resurrection we would not be able to reach Heaven**



## **Prayer**

**Thank you Lord for your love for the sinner and thank you for excepting us as your children please keep us in your peace and protect us so we may walk in your way**



# Review

## Memorize this verse

“But when He saw the multitudes, He was moved with compassion for them, because they were weary and scattered, like sheep having no shepherd. Then He said to His disciples, the harvest truly is plentiful, but the laborers are few. Therefore pray the Lord of the harvest to send out laborers into his harvest.” Matt. 9:36-38

In order to Become...

*Christian*

*Find The Word and its Meaning*

<u>Words</u>	<u>Meanings</u>
Baptism	Jesus is the light of the world
Sacrament	Taking and listening to God
Candles	Receiving the Holy spirit
Confession	There are seven sacrament
Communion	Sharing stories about Jesus
Evangelism	Receiving the body and the Blood of our Lord Jesus Christ
Prayers	Declare your sins



# Think and share with your family

**Why Salvation was important?**

**Although we are sinner can we be saved? How?**

**Why we need to share salvation with others?**

## Read



**Read parable of the vineyard owner     Mark 12:1-11**



## Prayer

**May the salvation open our heart to do God's will  
in us**





**Lukewarm people**



**Focus on:**

**Being productive**



## **Activity**

**Material- Box, paper cups can of soda, ice, blind fold, Bible**

**Do not let the children see the cups place them inside the box, fill the first cup with ice and soda, second with lightly cold soda, third was warm and flat soda**

**Start your taste by blind folded each child and goes through testing and records your finding. Until each one has done. Tell them the result**



**While the first one was the best drink and the third was the worse the second were lukewarm**

**Does God like Luke warm people? Why?**

**Aren't they better than hot people? Why?**



# Read

parable of the fig tree

Luke 13: 6-9



Conclusion:

God love to see His children growing and productive

## Prayer

Please Lord Helps us to be the children that you long for us to be by filling us with your Holy Spirit



# Review

## Verse:

**I know your works, that you are neither cold nor hot. I could wish you were cold or hot. So then, because you are lukewarm, and neither cold or hot, I will spew you out of my mouth Revelations 3: 15-16**

**I can help by....**

☐ **Living God's words**

☐ **Praying for others**

☐ **Sharing God's words**

☐ **Helping others**

**Write a simple letter explaining the point that you chose to be a productive Christian**



# Think and share with your family



**Why it is important to be productive Christian?**

**What are your talent and gifts that you can share with others?**

## Read

parable of the fig tree □ Luke 13: 6-9



**Remember you're never**



**Focus on:**

**Avoid Temptation**

## **Activity**

**Materials-** Two large envelopes (write temptation on one and encouragement on the other), pencils, note pads, Bible

Ask each child to write what kind of temptation he face every day, move the first envelop around to collect the notes Read the notes out loud

Ask the children to write notes of encouragement to help them be strong, move the second envelop around then read them out loud

**Conclusion:** We all get tempted but as long we have faith we can stand armed against temptation

**Read...** the temptations of Jesus Christ Matt. 4:1-11

**Prayer:** Lord there is many things in the world around us that pull us away from you and bring us into temptation please guard us from any evil force that can take us away from you




# Review

## Verse:

Let us therefore come boldly to the throne of grace that we may obtain mercy and find grace to help in time of need      Hebrews 4: 16

**Pray...** With bright color to get rid of

## TEMPTATIONS



**Think and share with your family:**

**What is temptation?**

**Why God allows us to be tempted?**

**How can we overcome temptation?**

**Read: The temptations of Jesus Christ Matt. 4:1-11**





## UNIT 9

### **WE Grow**

**Birth of Jesus**

**Spiritual maturity**

**Gathering in church**

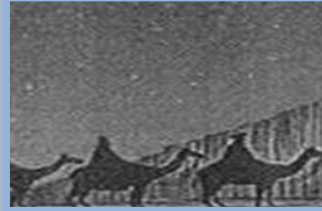
**Our life with Jesus**



# Birth of Jesus

**Focus on:**

Jesus is born



## Activity

**Materials...** bring in a box hay, dirt, old cloth, some plastic animals, light a candle in the center, and Bible.

Dime the light and invite the children to read...The birth of Jesus in (Luke 2:1-20), Mathew (2:1-12)

Jesus choose to take our flash, to dwell among us and to suffer in order to give us eternal life

- ♦ Why he choose to be born from a poor family?
- ♦ How our church make that time of the year special? Why?
- ♦ How can we make the time of the year special?

## Conclusion

We celebrate the birth of our Lord and Savior Jesus Christ with joy and gladness.

**Prayer:** You declared your ultimate love for us when you choose to come and die on our behalf. Please O Lord show us the way that we can give you our ultimate love and gratitude



# Review

**Memorize this verse**

**For there is born to you this day in the city of David a savior  
who is Christ the lord                      Luke 2:11**

**Write a script between groups of children that are  
thankful for what Jesus Christ brought to their lives  
with everlasting Joy**

**Think and share**



**What is Christmas is all about?**

**How can we spread our joy to others?**

**What can we do as a family during Christmas  
to show our appreciation?**

**Read... The birth of Jesus in (Luke 2:1-20), Mathew (2:1-12)**



# Spiritual Maturity

**Focus:**

**Growing in faith**



## Activity

**Material-** baby jars, fresh whipped cream liquid in carton box, salted crackers, plastic knives, napkins, Bible

Give each child a jar with half full of whipped cream and ask them to shake it (10 minutes) or until the butter and the milk separate. Pour the milk out and spread the butter on the crackers and enjoy

- ♦ How much effort you put to see result?
- ♦ Is everything we want to achieve we must work hard?
- ♦ Can anything come easy without work?

### Conclusion:

In order to live with God we have to have desire and put effort in the relationship to see result and growth in our faith

**Read...** The Samaritan Woman      John 4: 4-30

**Prayer:** Lord as you open the eyes of the Samaritan Woman and allowed her to serve you, Help our eyes and hearts to be open so we may serve you and worship you Lord



# Review

## Memorize this verse

“The fruit of the spirit is love, joy, peace, longsuffering, kindness, goodness, faithfulness, gentleness, self-control.” Galatians 5: 22-23

## Activity



**Tell a story....**

**that illustrate**

**This Pictures and write what kind**

**of the steps you need to take**

**to achieve that in your spiritual life.**

**Think and share with you family**

What kind of effort we need to put to our spiritual lives?

Does God reward us with spiritual gifts?

How God want us to use these spiritual gifts?

**Read... The Samaritan Woman**

**John 4: 4-30**





# Gathering in church



**Focus on:**

Celebrate our love for God

## Activity




**Material...banana, strawberry, instant vanilla pudding, milk, whipped cream liquid, two whisks or mixers, pound cake, 3 large bowls, 3 cutting boards, knives, wet towel, cleaning supply, Bible**

**Tell the children today we are going to make truffle. Then group the children in three's and give each group a task (slicing the bananas, strawberry, and the cake, mixing the pudding, and the whipped cream. When everything is ready ask each group to assemble his portion**

**How we did make the finish product? (Our effort, talent, love, harmony, working together....etc.)**

**What kind of work that happened around the church to keep it in harmony?(Sunday school, board meetings, kitchen duty, cleaning duty, church choirs, prayer meeting, hymn class, accountant, Mass.....etc.)**





## Conclusion:

We all are special to God, God give each and every one of us gifts, God makes each one of us different talents, some will have more talents and gifts than others but we are all important members.

## Read

The parable of the talents      Mathew 15: 14-30



## Prayer

Lord teach us to be all one in you and together we use our talent whatever it is for your glory and for the good of everyone





# Review Review



**Memorize this verse**

**“Let your light so shine before men, that they may see your good works and glorify your Father in heaven.” Matthew 5:16**

## Activity

**Tell us what you can do to help our church community???**

I can.....

---

---

---



**Think and share with your family**

- ♦ **Who is the church community?**
- ♦ **Can anyone be the head of the church? Why?**
- ♦ **Can we all keep our church clean, organize, and in harmony? How?**

**Read:      The parable of the talents      Mathew 15: 14-30**



# Our life with Jesus



## Focus on:

Our community can't exist without Jesus



## Activity



**Material: Popsicle sticks, glue, markers, Bible**

Divide the children in two and ask them to work together on building a church and make sure to have a strong foundation and the best design and strong church win give 20minutes for the children to work on their project.

- ♦ What happened if the church does not have strong foundation?
- ♦ Who is our foundation? Why?
- ♦ How long the Coptic Orthodox church survived?

## Conclusion:

Without our life with Jesus and following His laws our church would be perished

**Read...** The parable of the two builders    Matthew 7: 24

## Prayer:

Please O Lord make your laws always known to us that we do not stumble and help each other to be one in you

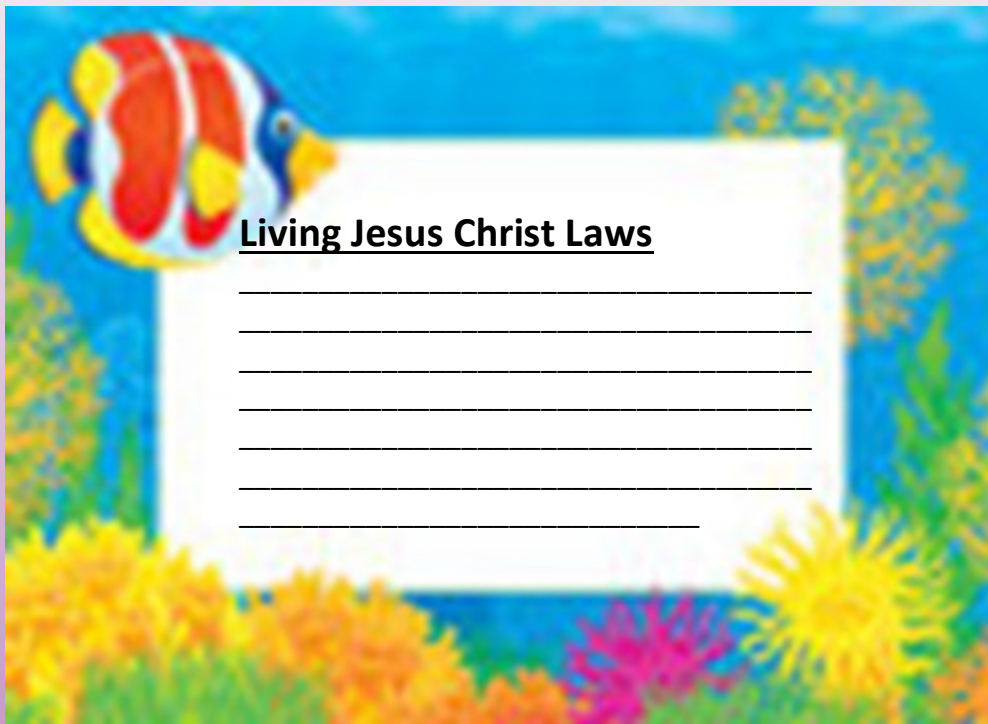


# Review

## Memorize this verse

When the whirlwind passes by, the wicked is no more, but the righteous has an everlasting foundation      Proverbs 11:25

**Activity:** write sentences to tell other about Jesus Christ laws



What do you do this week to show your love for God????

## Think and share with your family

- ♦ Why we have to follow Jesus Christ laws?
- ♦ Do we follow Jesus Christ teaching in our lives?
- ♦ Do we follow Jesus Christ teaching in church?

**Read...** The parable of the two builders      Matthew 7: 24





## UNIT 10

### **WE Pray**

**The power of the prayer**

**Jesus is our example**

**Pray for everyone**

**We give glory to God**



# The power of the prayer



**Focus on:** Prayers allow us to be close to God

## Activity

**Material-** Colored strip paper, hang a thin rope on the wall, pencil, Bible

Ask each child to write a small prayer, after all is finished, ask each child to stand and read his prayer loud to the class then to come over and attached by tape it to the prayer line. After everyone finished make them realize that if a single prayer God can hear and answer imagine a collection of prayer will do

Definitely will make God heart glad

**Read...** James 5:16

**Story:** Christ prays for all the believers      John 17:20-26

### Conclusion:

Never neglect your prayer

Will be like neglecting talking to your best friend

Invite others to pray with you when you see someone in need

### Prayer:

Thank you Lord for allowing us to pray to you and listening to us, please help us to pray in a way that is pleasing to you



# Review

## Memorize this verse

Again I say to you that if two of you agree on earth concerning anything that they ask, it will be done for them by My father in heaven. For where two or three are gathered together in my name, I am there in the midst of them  
Matt. 18: 19

**Activity:** Circle the face that you think is appropriate

Yes

No

*Prayer is something only adults do*



Prayer is talking and listening to God



Prayer is to lift our heart and praises



I like to pray with others



My favorite time to pray on my own



I like to tell God about my day



**Write your own prayer and place it on the Alter the next Sunday**





# Think and share with your family



■ Why do we need to pray every day?

■ Why we need to read the Bible every day?


■ Why we need to be familiar with the word of God?

**Read...**

**Christ prays for all the believers      John 17:20-26**



# Jesus is our example



Focus on

The teaching of Jesus

## Activity

**Split the children in two groups, give each child a Bible**

**Tells them their task is to find where, when, and how Jesus prayed to God in the Gospel of Luke, John, and Matthew and give them time to end their research. Then let the two groups compare notes with each other and who ever find more win**

**Examples: Jesus...**

- **Prayed to praise and rejoice God (Luke 10:21)**
- **Prayed with sorrow and anguish (Luke 22:41-42)**
- **Prayed for God to guide Him and let Him act according to God's will (Mark 1:35)**
- **Prayed before perform the miracle of feeding the multitude (John 6: 11)**
- **Prayed before He chose His disciples (Luke 6:12-13)**
- **Prayed a prayer of thanksgiving (Mark 14:22)**
- **Prayed before healing or raising the dead (Mark 7:34; John 11:41)**
- **Prayed to intercede for his disciples (John 17:15)**
- **Prayed for Peter (Luke 22:31-32)**
- **Prayed for His disciples (John 17:6-19)**
- **Prayed for all believers (John 17:20-26)**
- **Taught His followers how to pray (Matthew 6:5-15)**
- **Prayed during the last supper (Mark 14:26)**
- **Prayed with agony in Gethsemane before crucifixion (Mark 14:32-35)**
- **Prayed on the cross (Matthew 27:46)**



# Review

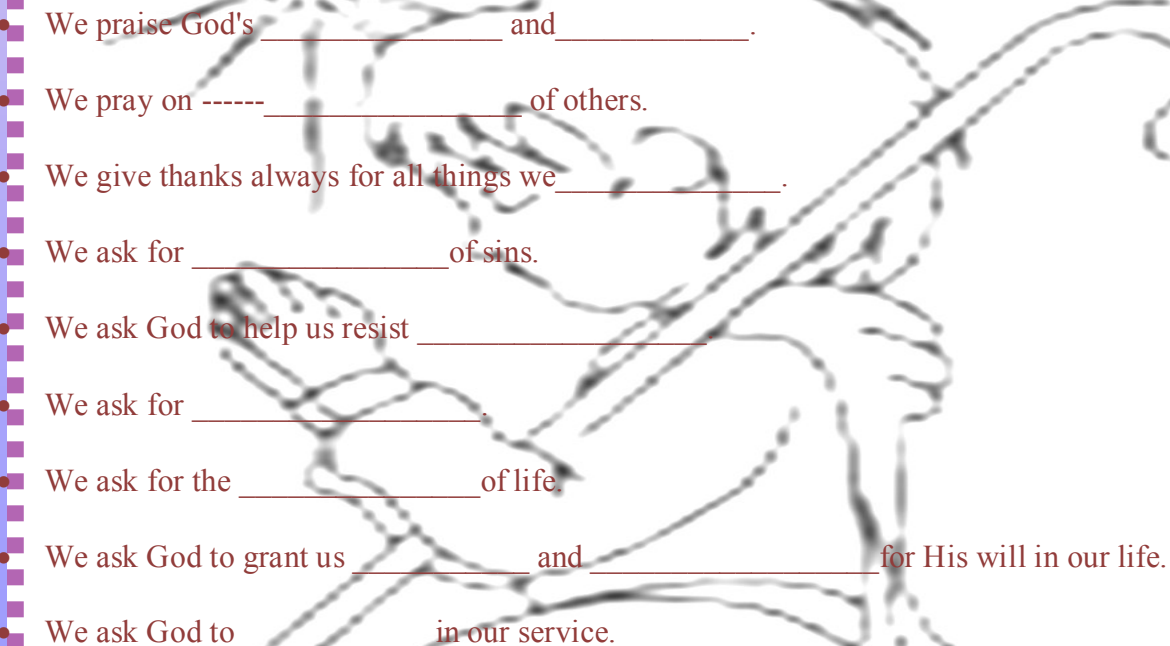
## Memorize this verse

**Father I desire that they also whom You gave Me may be with Me where I am, that they may behold My glory which You have given Me; for You loved Me before the foundation of the world**  
**John 17: 24**

## Activity

*What should we pray about?*

Behalf      forgiveness      work      good health      wisdom  
Temptation      understanding      help us      characters      received

- 
- We praise God's \_\_\_\_\_ and \_\_\_\_\_.
  - We pray on ----- \_\_\_\_\_ of others.
  - We give thanks always for all things we \_\_\_\_\_.
  - We ask for \_\_\_\_\_ of sins.
  - We ask God to help us resist \_\_\_\_\_.
  - We ask for \_\_\_\_\_.
  - We ask for the \_\_\_\_\_ of life.
  - We ask God to grant us \_\_\_\_\_ and \_\_\_\_\_ for His will in our life.
  - We ask God to \_\_\_\_\_ in our service.



Think and share with your family




**Why Jesus prayed?**


**What we as a believer learn from Jesus' prayers?**

**Does God answer all our prayers?**

**Read**



**Lazarus rose from the dead      John 11: 17-45**







**Pray for everyone**



**Focus on:**

People who can't pray for themselves

## Activity

**Prayers .....like pulling others to God**



**Material....Rope, center line, Bible**

Group children strong Vs. weak and ask them to pull the rope across the center line

- ♦ Who is the strong team?
- ♦ Why they were able to win?





# Conclusion

**When we are strong in our faith we can invite others by our daily works and prayers**

## Read

**the paralytic is healed    Mark 2:1-5**

## Prayer

**Thank you Jesus for teaching us that we should think of others Salvation too as we think of our own, Please guide us that we may be can be blessing to someone**



# Review

Memorize this verse

“For you, brethren, have been called to liberty; only do not use liberty as an opportunity for the flesh, but through love serve one another.” Galatians 5: 13

## Activity

Find out the hidden message

A	B	C	D	E	F	G	H	I	J	K	L	M	N
1	2	3	4	5	6	7	8	9	10	11	12	13	14
O	P	Q	R	S	T	U	V	W	X	Y	Z		
15	16	17	18	19	20	21	22	23	24	25	26		

-----

10 5 19 21 19 20 1 21 7 8 20 21 19 20 15

-----

16 18 1 25 6 15 18 15 21 18 19 5 12 22 5 19

-----

1 14 4 15 20 8 5 18 19 20 15 15



**Think and share with your family**



- ♦ Is there a special time you pray for others?
- ♦ Why Jesus want us to pray for each other?
- ♦ Is God reward us for helping and praying for others?

**Read**

**the paralytic is healed    Mark 2:1-5**



# We give glory to God

Focus on:

Activity

How to glory God

**Material...Write an Alphabet letter on each note paper, Basket, pencils, bible**

**Place the papers in the basket and ask each child to pick one or two letters randomly. Then write a sentence for each letter describe the love that he have for God or give glory words to Him**

**When everyone finishes ask them to write their name on the back softly then the servant will post them on the wall and the most complemented sentence will get the prize**



# Conclusion

**We glory God not only with words but also with our action**

**Read:**

**Joseph's test with the Egyptian woman Genesis 39**

**Prayer**



**Teach us O Lord to love you and glorify you at all time as Joseph did in the time of his trouble**



# Review

**Fill in the blank and memorize this verse**

**“Thus says the Lord:**

**Let not the wise man glory in his \_\_\_\_\_, let not the mighty man**

**\_\_\_\_\_ I his might, nor let the \_\_\_\_\_ glory in**

**his \_\_\_\_\_; But let him who glories in this, that he understands**

**and \_\_\_\_\_ Me, that I am the Lord, exercising \_\_\_\_\_**

**\_\_\_\_\_, judgment, and \_\_\_\_\_ in earth. For this I**

**\_\_\_\_\_.”**

**Jeremiah 10: 23-24**

**Write a reminder note that you**

**Will remember to glory God**

**In everything around the clock**

**..... Today**





# Think and share with your family



Ways that we can glory God?  
What can you do together as a family to show God  
that you love Him?

**Read**



**Joseph's test with the Egyptian woman  
Genesis 39**